



5+



17



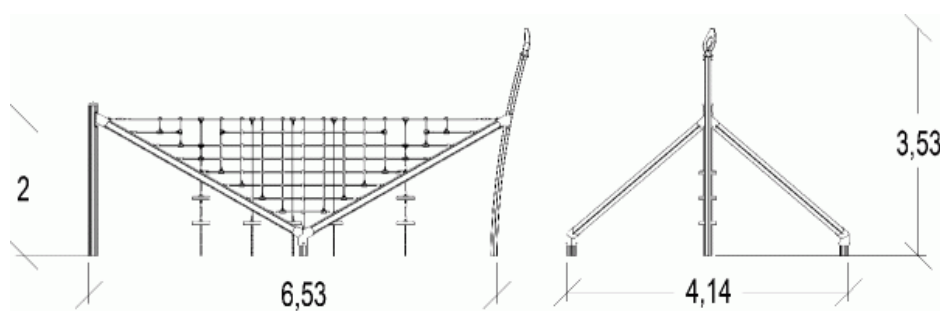

2m



1 = 6,53m  
2 = 4,14m  
3 = 3,53m



Physical inclusion  
Sensory inclusion  
Cognitive inclusion



**Play value :** **9**

resting



x3

balancing



x2

climbing



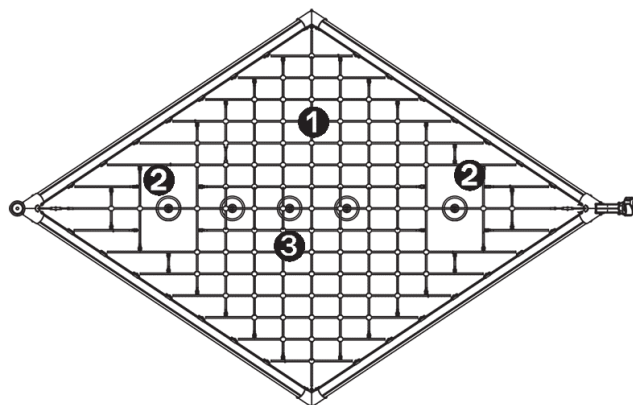
x3

getting across



x1



## Components

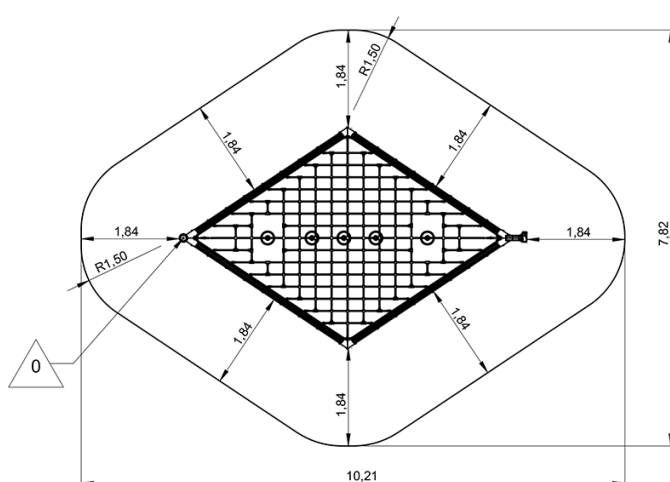


- ❶ Open Net
- ❷ Climbing rope
- ❸ Suspended seat

## Installation of equipment

**IMPORTANT:** It is essential to refer to the installation instructions for information on the size of the safety areas.

-  Impact area (minimum normative surface)
-  Free space



1	2m	52m <sup>2</sup>
---	----	------------------



2

7h15

0.8m<sup>3</sup>

52m<sup>2</sup>

175kg

33kg

EN  
1176