



5+



15



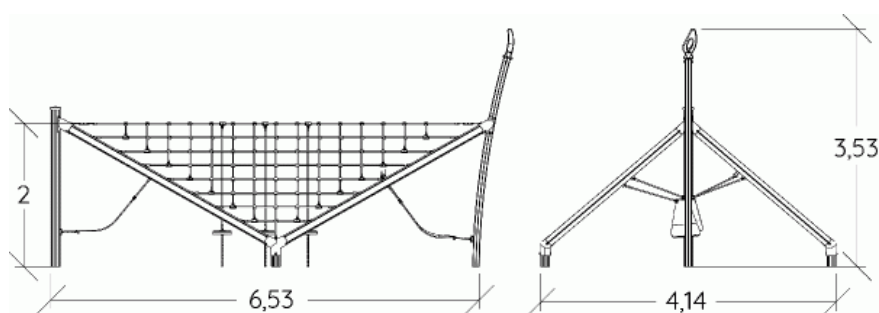

2m



1 = 6,53m
2 = 4,14m
3 = 3,53m



Physical inclusion
Sensory inclusion
Cognitive inclusion



Play value : 9

resting



x5

swinging



x2

climbing



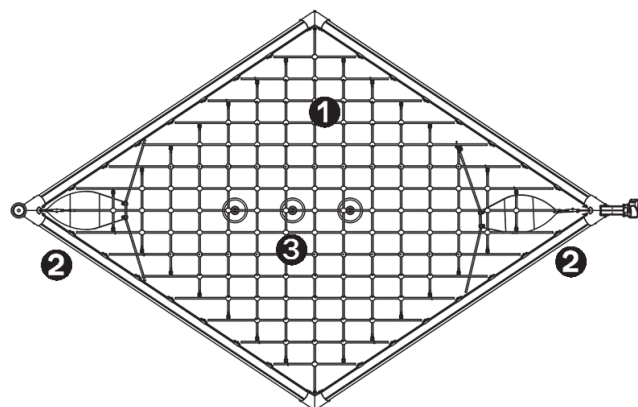
x1

getting across



x1

Components

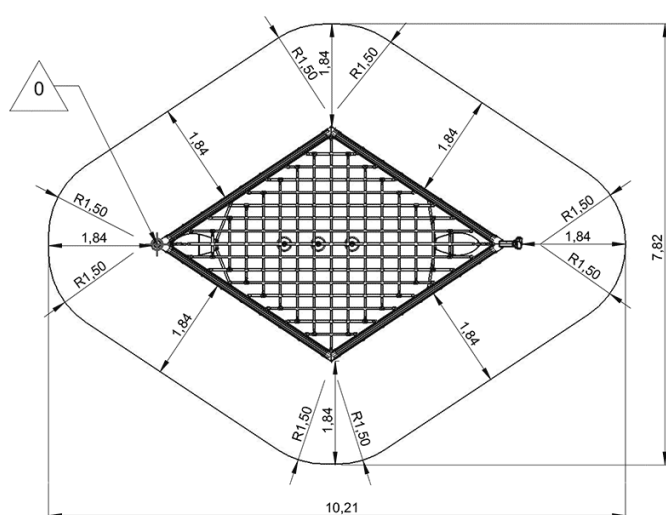


- ❶ Net
- ❷ Hammock
- ❸ Suspended seat

Installation of equipment

IMPORTANT: It is essential to refer to the installation instructions for information on the size of the safety areas.

- Impact area (minimum normative surface)
- Free space



1	2m	52m ²
---	----	------------------



2

7h15

0.8m³

52m²

173kg

33kg

EN
1176