



5+



18



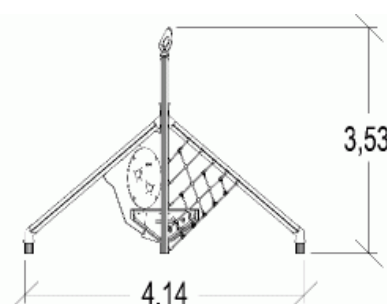
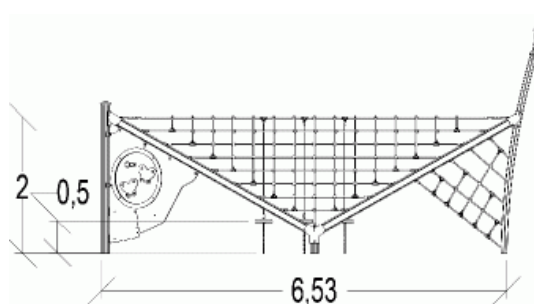

2m



1 = 6,53m  
2 = 4,14m  
3 = 3,53m



Physical inclusion  
Sensory inclusion  
Cognitive inclusion



Play value : **15**

climbing



x1

meeting



x1

resting



x4

handling



x1

sound  
stimulation



x1

tactile  
stimulation



x2

visual  
stimulation



x2

climbing



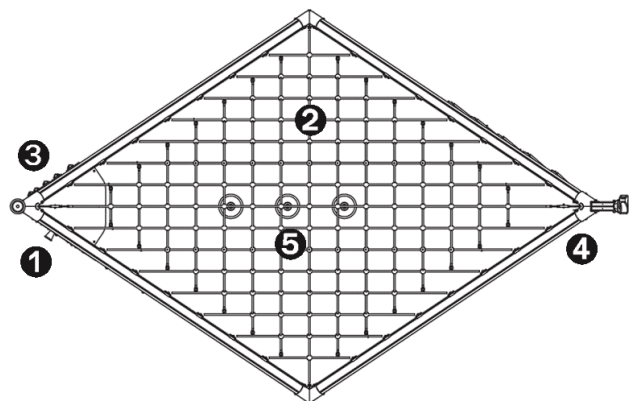
x2

getting across



x1

## Components

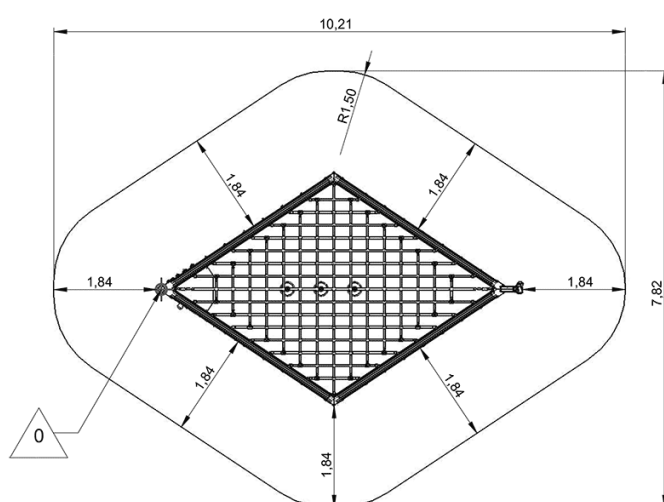


- ❶ Butterfly play panel
- ❷ Net
- ❸ Play pannel access
- ❹ Small net
- ❺ Suspended seat

## Installation of equipment

**IMPORTANT:** It is essential to refer to the installation instructions for information on the size of the safety areas.

- Impact area (minimum normative surface)
- Free space



1	2m	52m <sup>2</sup>
---	----	------------------



2

8h15

0.8m<sup>3</sup>

52m<sup>2</sup>

231kg

33kg

EN  
1176