



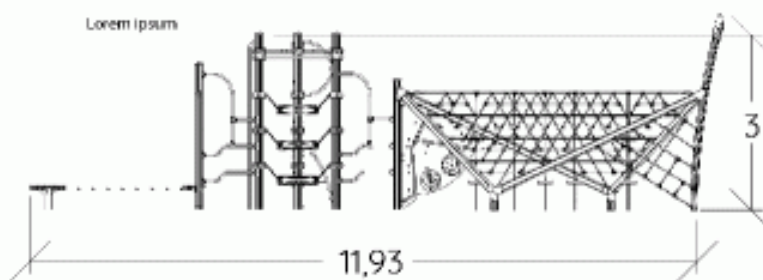
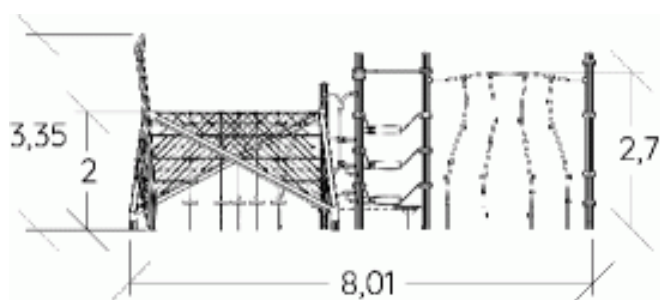
3+

25

2,72m



Physical inclusion
Sensory inclusion
Cognitive inclusion



Play value : **28**

climbing



x2

sliding



x1

resting



x3

handling



x1

balancing



x5

sound
stimulation



x1

tactile
stimulation



x1

visual
stimulation



x1

climbing



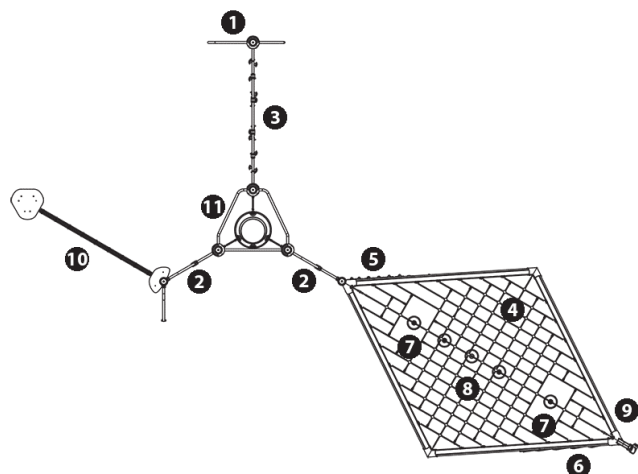
x8

getting across



x5

Components

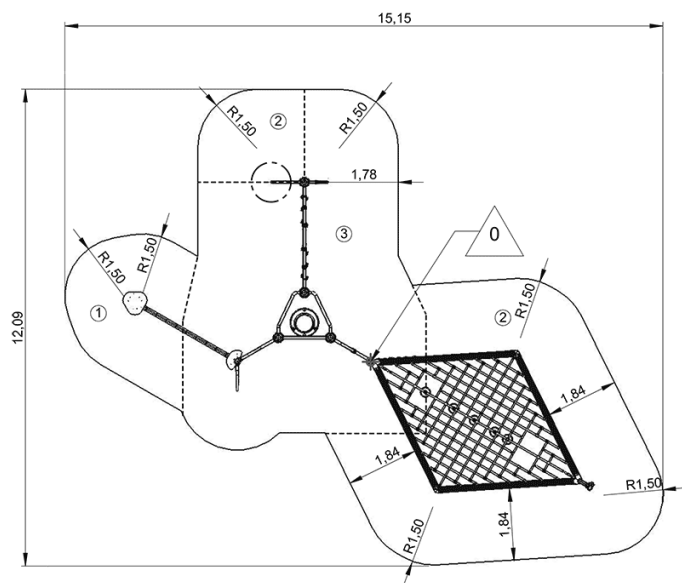


- ❶ Parrot mast
- ❷ Interconnection
- ❸ Tubes wall
- ❹ Open Net
- ❺ Climbing wall
- ❻ Small net
- ❼ Climbing rope
- ❽ Suspended seat
- ❾ Acoustic play pannel
- ❿ Balance sling
- ⓫ Climbing buoy

Installation of equipment

IMPORTANT: It is essential to refer to the installation instructions for information on the size of the safety areas.

- Impact area (minimum normative surface)
- Free space



1	0,4m	10,5m ²
2	2m	47,5m ²
3	2,72m	42,5m ²



2

11h00

1.9m³

100.5m²

436kg

33kg

EN
1176