



6+



33



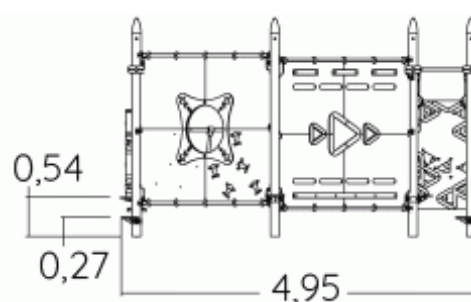
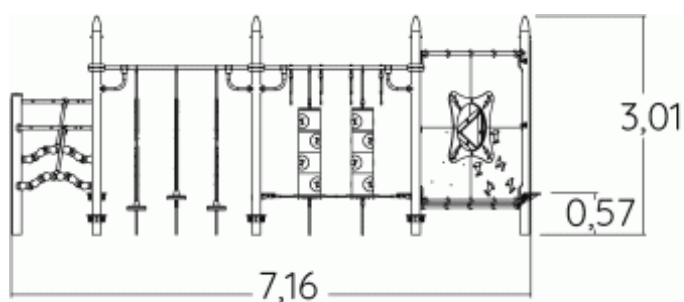
2,46m



1 = 7,28m
2 = 4,88m
3 = 3,01m



Physical inclusion
Sensory inclusion
Cognitive inclusion



Play value : 20

balancing



x6

getting across



x8

climbing



x2

hanging



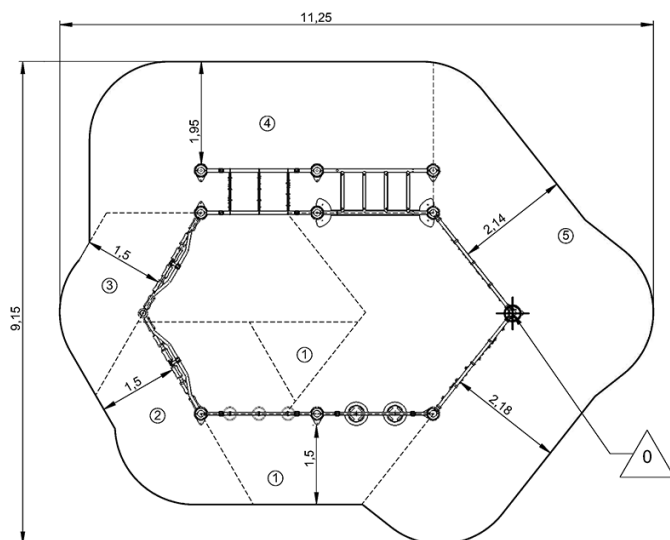
x4

Installation of equipment

IMPORTANT: It is essential to refer to the installation instructions for information on the size of the safety areas.

— Impact area (minimum normative surface)

- - - Free space



1	0,6m	8m²
2	0,85m	8,5m²
3	1,22m	5m²
4	2,32m	25m²
5	2,46m	34m²



2



13h50



0.87m³



79.5m²







1020kg

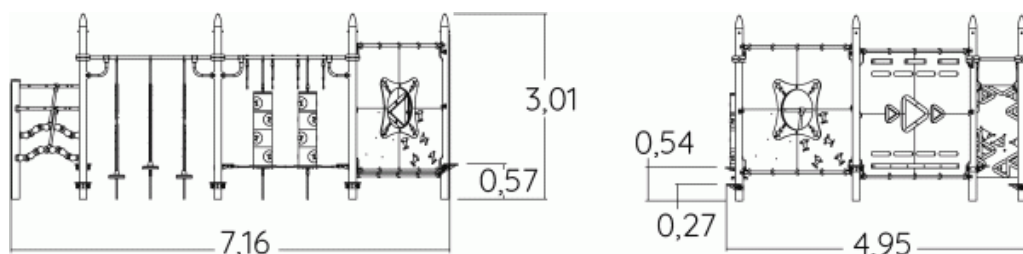


107kg



 > 1,40m 33 2,46m
 1 = 7,28m
 2 = 4,88m
 3 = 3,01m



► **Sports activities :** **20**

balancing



getting across




climbing



hanging



 muscle strengthening



 heart health

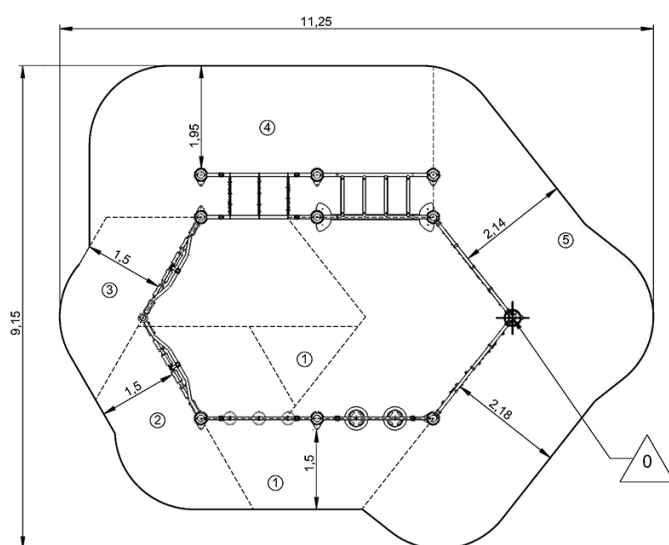
 balance



 coordination

Installation of equipment

IMPORTANT: It is essential to refer to the installation instructions for information on the size of the safety areas.

-  Impact area (minimum normative surface)
 Free space



		
1	0,6m	8m ²
2	0,85m	8,5m ²
3	1,22m	5m ²
4	2,32m	25m ²
5	2,46m	34m ²



2



13h50



0.87m³



79.5m²



1020kg



107kg

