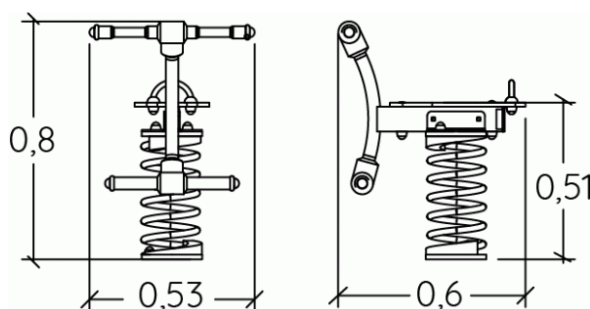


Physical inclusion
Sensory inclusion
Cognitive inclusion



Play value : **3**

role play



x1

balancing



x1

Oscillate



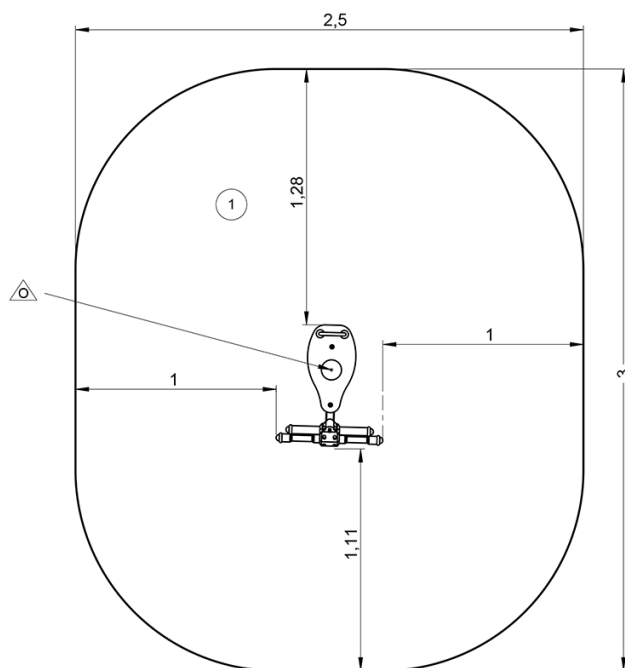
x1



Installation of equipment

IMPORTANT: It is essential to refer to the installation instructions for information on the size of the safety areas.

— Impact area (minimum normative surface)

- - - Free space



		
1	0,6m	7,5m ²



1



01h00



0m³



7.5m²



23kg



10kg

