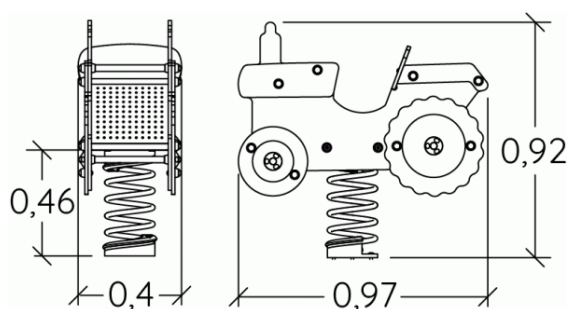



1 = 0,97m
2 = 0,4m
3 = 0,92m



Physical inclusion
Sensory inclusion
Cognitive inclusion



Play value : **3**

role play



x1

balancing



x1

Oscillate

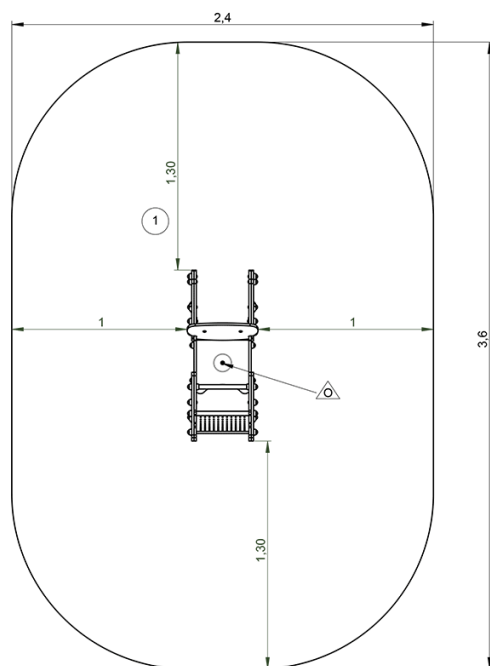




x1

Installation of equipment

IMPORTANT: It is essential to refer to the installation instructions for information on the size of the safety areas.

-  Impact area (minimum normative surface)
 Free space



1	 0,6m	 8m ²
---	---	--



1



01h00



0m³



8m²



50kg



11kg

