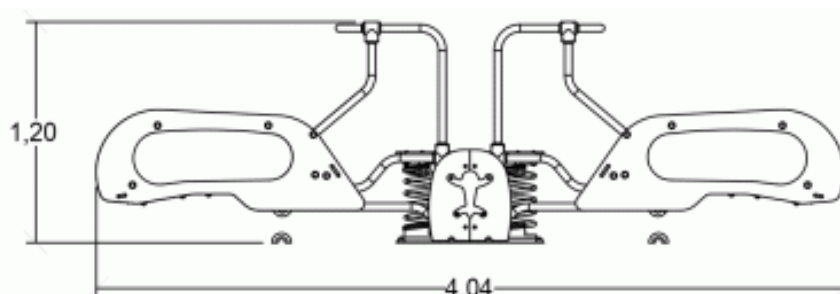
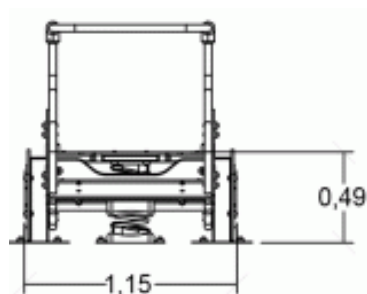



Physical inclusion
Sensory inclusion
Cognitive inclusion



Play value :

5

role play



x1

meeting



x1

resting



x1

balancing



x1

Oscillate



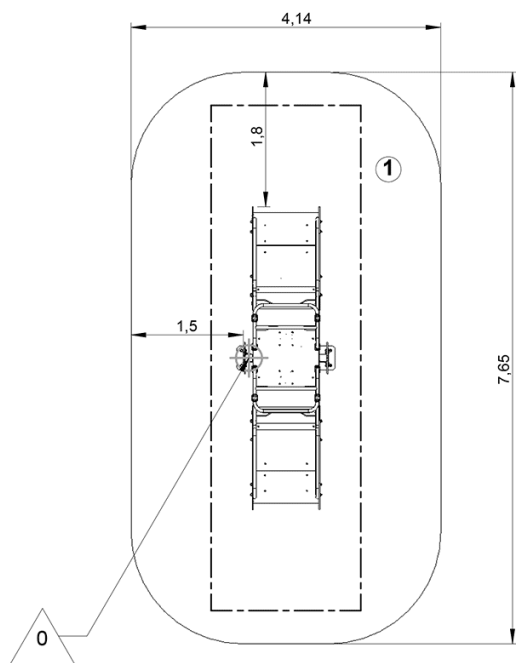
x1

Installation of equipment

IMPORTANT: It is essential to refer to the installation instructions for information on the size of the safety areas.

———— Impact area (minimum normative surface)

- - - - - Free space



1	0,6m	30m ²
---	------	------------------



2

06h00

0m³

30m²

246kg

58kg

EN
1176