



2+



41



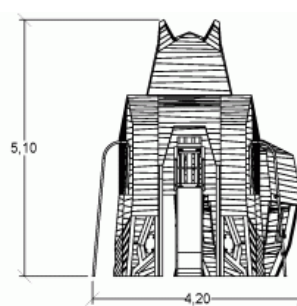
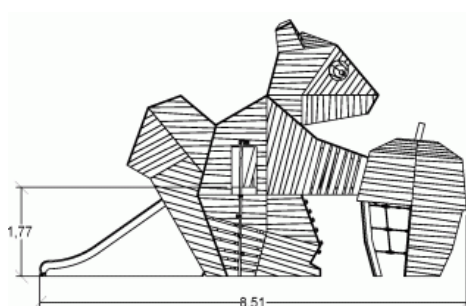
1,77m



1 = 8,51m
2 = 4,2m
3 = 5,1m



Physical inclusion
Sensory inclusion
Cognitive inclusion



Play value : **26**

climbing



x2

role play



x1

sliding



x2

meeting



x2

hiding



x2

taking shelter



x3

visual stimulation



x6

climbing



x7

getting across



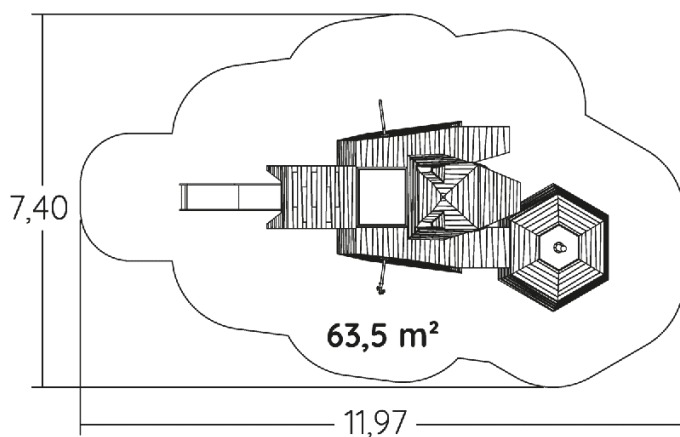
x1



Installation of equipment

IMPORTANT: It is essential to refer to the installation instructions for information on the size of the safety areas.

———— Impact area (minimum normative surface)

- - - - Free space



		
1	1,77m	63,5m ²



0

0m³63.5m²

-



-

EN

1176