



0.5+



22



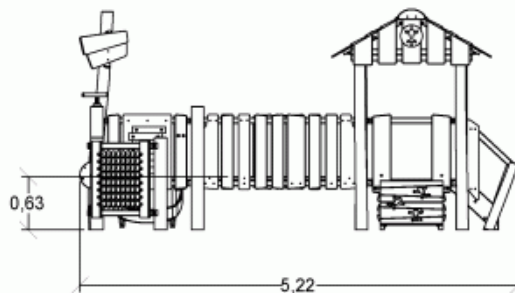
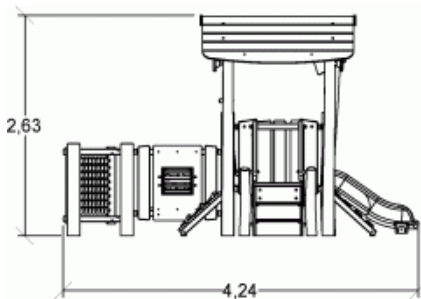
1m



1 = 5,22m  
2 = 4,24m  
3 = 2,63m



Physical inclusion  
Sensory inclusion  
Cognitive inclusion



Play value : **20**

role play



x1

sliding



x1

meeting



x1

handling



x4

taking shelter



x1

sound stimulation



x1

tactile stimulation



x4

visual stimulation



x3

climbing



x3



getting across

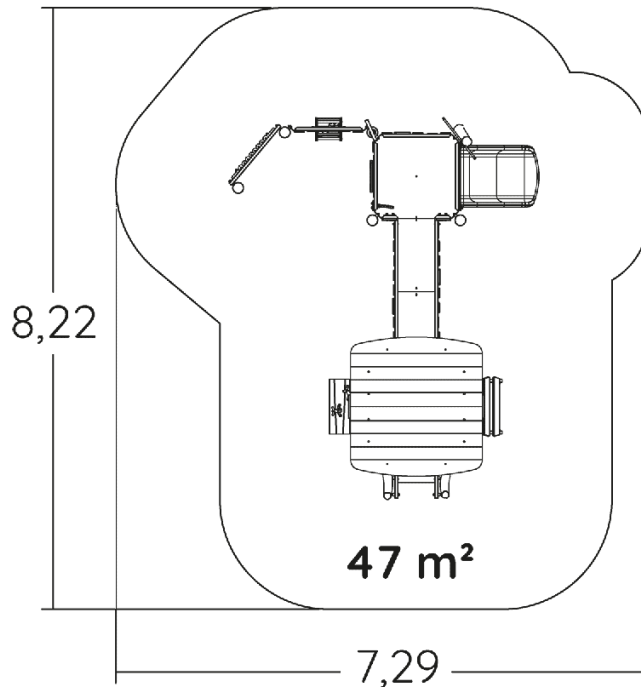




x1

## Installation of equipment

**IMPORTANT:** It is essential to refer to the installation instructions for information on the size of the safety areas.

-  Impact area (minimum normative surface)
-  Free space



		
1	1m	47m <sup>2</sup>



0



0m<sup>3</sup>



47m<sup>2</sup>



-



-

