



0.5+



11



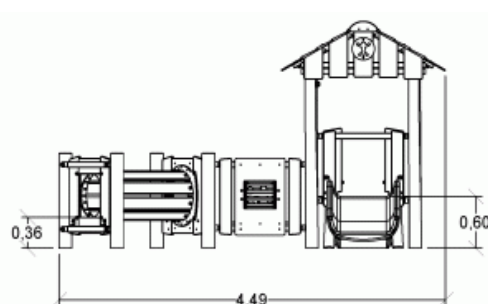
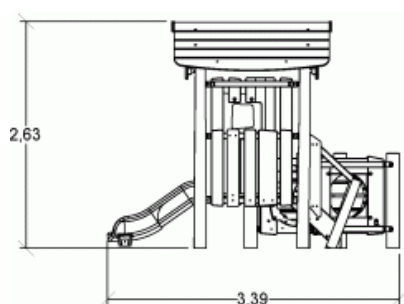
1m



1 = 4,49m
2 = 3,39m
3 = 2,63m



Physical inclusion
Sensory inclusion
Cognitive inclusion



Play value : **14**

role play



x1

sliding



x1

meeting



x1

handling



x1

crawling



x1

taking shelter



x1

sound stimulation



x1

tactile stimulation



x1

visual stimulation



x1

climbing



x4

getting across

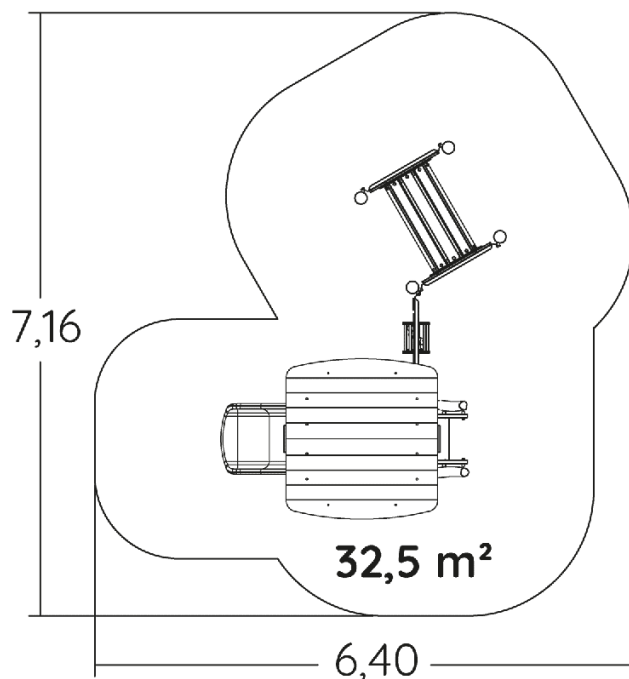




x1

Installation of equipment

IMPORTANT: It is essential to refer to the installation instructions for information on the size of the safety areas.

-  Impact area (minimum normative surface)
 Free space



		
1	1m	32,5m ²



0



0m³



32.5m²



-



-

