



0.5+



28



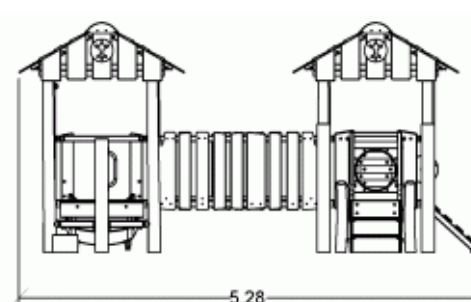
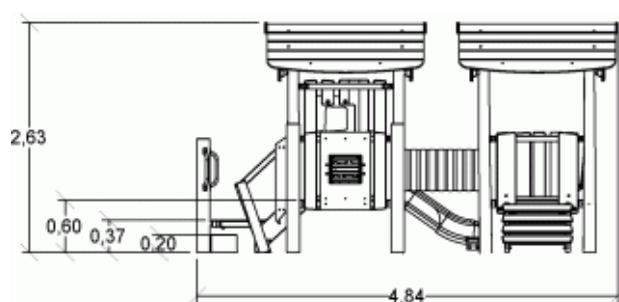
1m



1 = 5,28m  
2 = 4,84m  
3 = 2,63m



Physical inclusion  
Sensory inclusion  
Cognitive inclusion



Play value : **17**

role play



x1

sliding



x1

meeting



x2

handling



x1

crawling



x1

taking shelter



x2

sound stimulation



x1

tactile stimulation



x1

visual stimulation



x1

climbing



x4


getting across



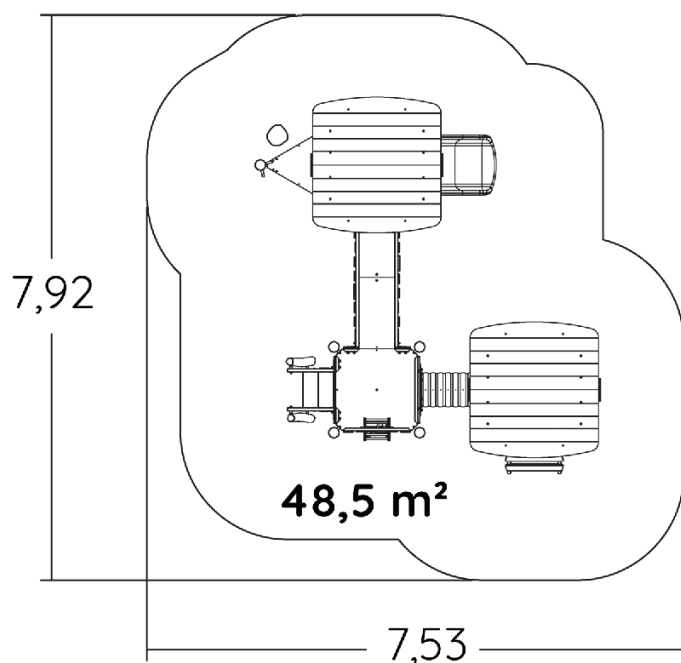
x2

## Installation of equipment

**IMPORTANT:** It is essential to refer to the installation instructions for information on the size of the safety areas.

 Impact area (minimum normative surface)

 Free space



1	1m	48,5m²
---	----	--------



0



0m³



48.5m²



-



-

