



2-6



31



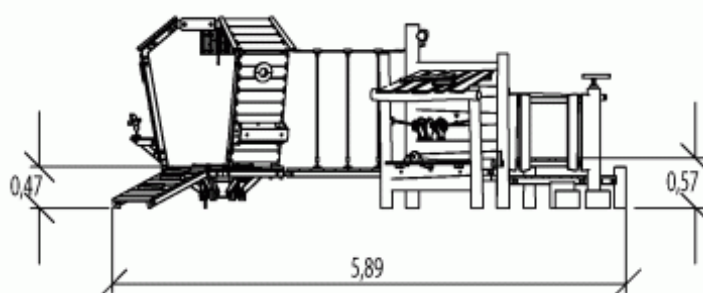
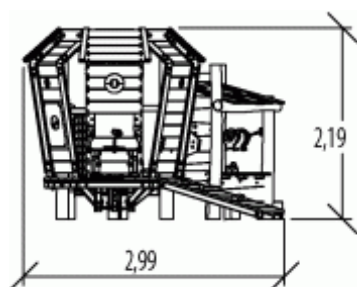
0,6m



1 = 5,89m
2 = 2,99m
3 = 2,19m



Physical inclusion
Sensory inclusion
Cognitive inclusion



Play value : **20**

role play



x1

meeting



x2

resting



x1

handling



x3

balancing



x1

taking shelter



x1

tactile stimulation



x4

visual stimulation



x5



climbing

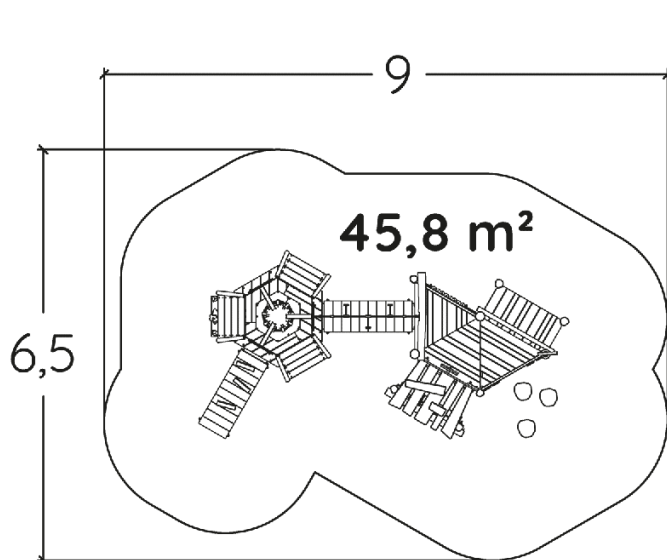




x2

Installation of equipment

IMPORTANT: It is essential to refer to the installation instructions for information on the size of the safety areas.

-  Impact area (minimum normative surface)
-  Free space



		
1	<0,6m	45,8m²



0



0m³



45.8m²



753kg



335kg

