


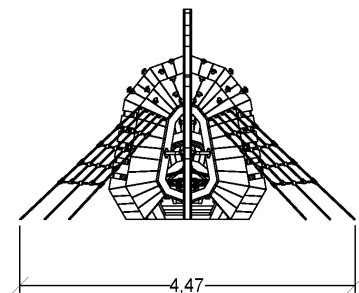
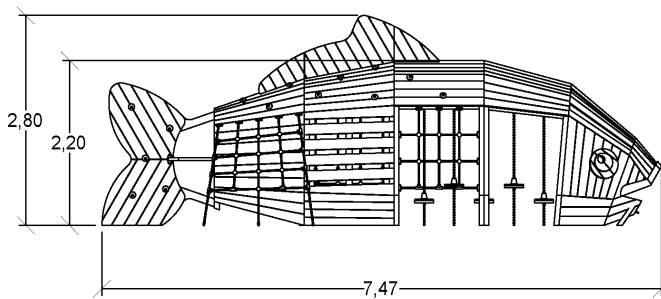










 **2+**
 **42**
 **2,2m**

 1 = 7,47m  
 2 = 4,47m  
 3 = 2,8m



Physical inclusion  
Sensory inclusion  
Cognitive inclusion





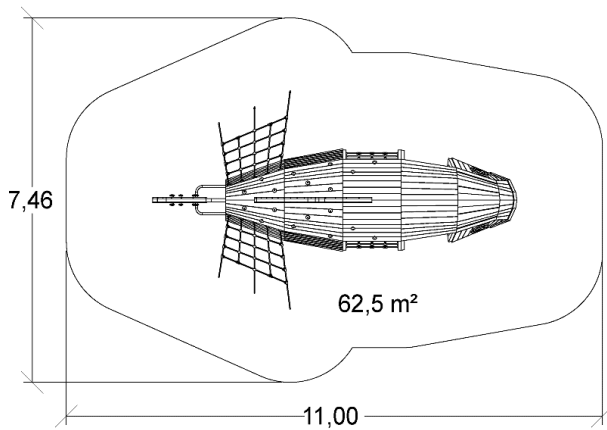
**Play value : 35**



climbing  <b>x4</b>	role play  <b>x1</b>	meeting  <b>x1</b>	resting  <b>x1</b>	crawling  <b>x1</b>	hiding  <b>x1</b>	balancing  <b>x5</b>	visual stimulation  <b>x5</b>
climbing  <b>x14</b>	getting across  <b>x2</b>						

## Installation of equipment

**IMPORTANT:** It is essential to refer to the installation instructions for information on the size of the safety areas.

-  Impact area (minimum normative surface)
-  Free space



		
1	2,2m	125m <sup>2</sup>



0



1.23m<sup>3</sup>



125m<sup>2</sup>



-



-

EN  
1176

## Environmental Indicators

Repairability



/10

Carbon footprint



0,00 KgCO<sub>2</sub>/Kg

Recyclable materials



0,00%

ECO materials: 0%

Recycled materials



0,00%

Bio-sourced materials



0,00%